

////////////////////////////////////
KNOWLEDGE FOR ACTION
////////////////////////////////////


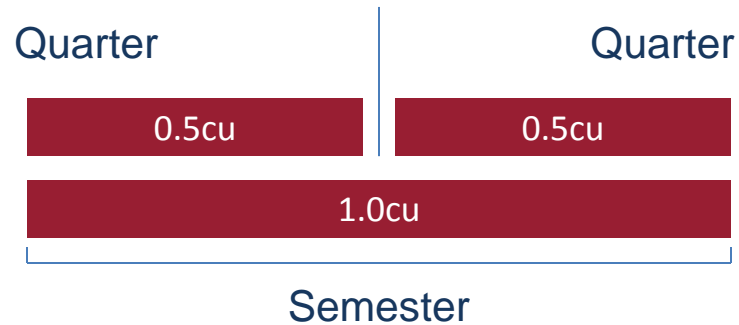
WHARTON/LAUDER MBA/MA DEGREE OVERVIEW

*Lisa Rudi, Associate Director
MBA Program – Academic Affairs*



What do I need to earn my Wharton MBA?

Credit Units



MBA = 15cus from Wharton

Core \approx 9cu's

Major \approx 5cu's

MA = 4 cus from Lauder



Degree Requirements

Wharton MBA

19 graduate credits total

- 15 cu Wharton MBA (17 max allowed under tuition scheme)
 - Core (9 cu)
 - Major (typically 5 cu)
 - most majors, but not all, include 1 cu from the core
- 4 joint cu from SAS
 - INTS 721 Int'l Political Economy
 - INTS 732 Global Economic History
 - SAS elective (non-Wharton)
 - SAS elective (non-Wharton)

Lauder MA

14 graduate credits total

- 5 cu programs of concentration
- 5 cu humanities & social sciences
 - Area History
 - INTS 721 Int'l Political Economy
 - INTS 732 Global Economic History
 - SAS elective (non-Wharton)
 - SAS elective (non-Wharton)
- 4 joint cu from Wharton
 - MGMT611 or MGMT612
 - Int'l major electives (3 cu)

Degree Requirements

Wharton MBA

19 graduate credits total

- 15 cu Wharton MBA (17 max allowed under tuition scheme)
 - Core (9 cu)
 - Major (typically 5 cu)
 - most majors, but not all, include 1 cu from the core
- 4 joint cu from SAS
 - INTS 721 Int'l Political Economy
 - INTS 732 Global Economic History
 - SAS elective (non-Wharton)
 - SAS elective (non-Wharton)

You need to take 15 Wharton credit units over 4 semesters.

That averages out to 3.75 Wharton credit units a semester...so no need to overload this fall!!

4 of the 15 Wharton credit units must be internationally-focused. What does that mean?!

Wharton International Credit Units for Lauder

LAUDER INSTITUTE *PRE-APPROVED*

JOINT-CREDIT MBA ELECTIVE COURSE LIST FOR THE CLASS OF 2017 ONLY

PLEASE NOTE: In addition to MGMT611 or 612, you must take three full credit units of *internationally* focused MBA electives to satisfy the degree requirements for your joint MBA/MA degree. These courses will count jointly toward your MA degree. Your courses should be selected from this list. Occasionally, others with substantive international content may be selected, upon submission of the syllabus to, consultation with, and approval in advance by the Lauder Managing Director (Kennic Tsethlika), this includes the Wharton Global Modular Courses (0.5 CU each), which will be announced in October. (This course list is subject to change, and not all courses are offered in any given semester.) N.B. MBA courses that are taken for joint credit CANNOT be taken on a pass/fail basis. There is no flexibility on this point. (*Indicates courses to be offered in 15C.)

Business Economics and Public Policy

BEPP	763	Energy Markets and Policy (cross-listed as OPIM 763)	
BEPP	770*	Introduction to Business Economics and Public Policy	
BEPP	772	Urban Public Policy & Private Economic Development (cross-listed as REAL 772)	
BEPP	773	Urban Fiscal Policy (cross-listed as FNCE 730, REAL 730)	
BEPP	788	International Industrial Development Strategies	
BEPP	789	Nations, Politics and Markets	
BEPP	811	Risk and Crisis Management	[0.5 cu]
BEPP	812	Markets for Pure Risks	[0.5 cu]

Finance

FNCE	613*	Macroeconomics and the Global Economic Environment	
FNCE	615	Macroeconomics and the Global Economic Environment (syllabus must be submitted <i>in advance</i> for approval)	[0.5 cu]
FNCE	719*	International Financial Markets	
FNCE	730	Urban Fiscal Policy (cross-listed as BEPP 773, REAL 730)	
FNCE	731*	International Corporate Finance	
FNCE	732	International Banking	
FNCE	754*	Impact Investing	
FNCE	756	Energy Finance	
FNCE	893*	Global Monetary and Financial Stability Policy	[0.5 cu]

Health Care Management

HCMG	859*	Comparative Health Care Systems	
HCMG	868	Private Sector Role in Global Health	[0.5 cu]

Legal Studies and Business Ethics

LGST	611*	Responsibility in Global Management	[0.5 cu]
LGST	802	Global Corporate Law & Management	
LGST	810	Business Ethics and Corporate Responsibility	
LGST	820*	International Business Ethics	
LGST	830*	Social Impact and Responsibility: Foundations	[0.5 cu]

Management

MGMT	653*	Field Application Project (international projects only; must be approved <i>in advance</i>)	
MGMT	715*	Political Environment of the Multinational Firm	[0.5 cu]
MGMT	720*	Corporate Diplomacy	
MGMT	736	Inside Indian Business	
MGMT	780	Management of Crisis Relief Preparedness and Response (syllabus must be submitted <i>in advance</i> for approval)	
MGMT	783	Strategies for Economic Inclusion	
MGMT	788	Governance & Management of Chinese Firms	
MGMT	809	Private Equity in Emerging Markets	[0.5 cu]
MGMT	871	Multinational Business Strategy	
MGMT	875*	International Comparative Management	

Marketing

MKTG	742	Multinational Marketing	[0.5 cu]
MKTG	890	Global Consulting Practicum (must be approved <i>in advance</i>)	[0.5-1.5 cu]

Operations & Information Management

OPIM	673*	Global Supply Chain Management	[0.5 cu]
OPIM	763	Energy Markets and Policy (cross-listed as BEPP 763)	

Real Estate

REAL	730	Urban Fiscal Policy (cross-listed as BEPP 773, FNCE 730)	
REAL	772	Urban Public Policy & Private Development (cross-listed as BEPP 772)	
REAL	890*	International Real Estate Comparisons	[0.5 cu]

WHARTON GLOBAL MODULAR COURSES

Any class offered in a foreign location under the Global Modular Course format courts.
Please note that most of these courses carry 0.5 cu.

rev. 8/10/15

Wharton International Credit Units for Lauder

You can get up to 2.5 of the 4 international credit units from the core:

- **MGMT 611 or MGMT 612 (1 cu)**
- **FNCE 613 (1 cu) or FNCE 615 (.5 cu)**
- **LGST 611 (.5 cu)**

Wharton international credit units:

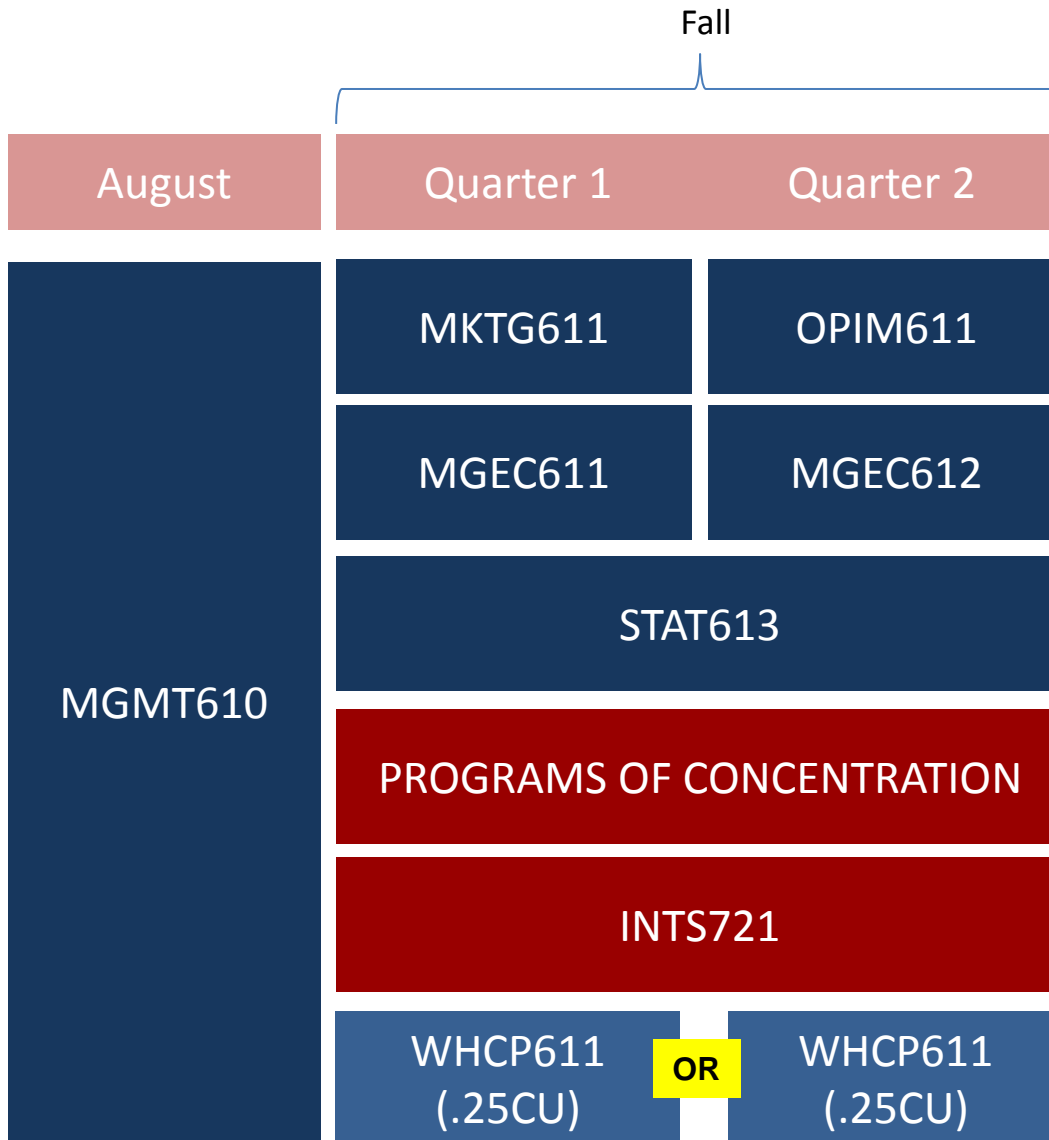
- Cannot be taken pass/fail – be sure to take them for a grade!
- Global Modular Courses can count towards them (list released in September)
- Global Immersion Program courses do not count for international credit units because they are pass/fail only.

Your First Year

	Fall		Spring		
August	Quarter 1	Quarter 2	Quarter 3	Quarter 4	
MGMT610	MKTG611	OPIM611			
	MGEC611	MGEC612			
	STAT613				
	PROGRAMS OF CONCENTRATION		PROGRAMS OF CONCENTRATION		
	INTS721		INTS732		
	WHCP611 (.25CU)	OR	WHCP611 (.25CU)		



Your First Year



If you are taking the full fixed core (3.75), consider adding .5-1 cu at most.

There are plenty of options in the core:

- MGMT 611 or 612
- ACCT 611 or 613
- FNCE 611
- FNCE 613
- LGST 611 (Q2)
- OPIM 614 (Q1)
- OPIM 615 (Q1)
- MKTG 612 (Q2)

The typical Wharton student finishes the first year with 9-10 cus towards their MBA.

As a first year Lauder student, taking 7-8 Wharton credit units plus INTS 721 and INTS 732 puts you right on track for 9-10 cus.

Credit Maximum

You need a minimum of 15 Wharton credit units but can take a maximum of 17 cu.

What can you do with those last 2 surplus cus?

- Take more Wharton courses
- Take additional SAS classes or classes at other schools at Penn, even at the undergrad-level. Lauder students have used these to take other language classes.
NB: These two courses do not count towards the MA degree.
- Use them for a quarter exchange – Lauder students have saved these last 2 cus to go to INSEAD in May of their second year.

Plan carefully! Tuition surcharge for exceeding the maximum 17 cu is \$8,000 per credit unit!

Common Questions

Do my courses from my Program of Concentration (e.g. Chinese, Portuguese, Global, etc.) count towards my MBA?

- No, they only count towards your Lauder degree.

What counts as a Wharton credit unit?

- Any class that is taught through a Wharton department!

What does not count as a Wharton credit unit?

- SAS classes!
- Classes taken at other Penn grad schools
- Classes taken at exchange programs

I've waived FNCE 613 – does that mean I only need to take 3 Wharton international credit units?

- No, you still need 4 cu so you must replace it with electives that meet Lauder's int'l credit unit requirement (and not on a pass/fail basis).

What are some SAS classes that count towards my MBA?

- Your 2 SAS Electives, which may include INTS 750 (Advanced Topics in International Studies) and a selected Global Programs course. Please refer to the Lauder list of pre-approved international SAS courses.



- **Always identify yourself as a dual degree student**
- **Review MBA Resource Guide**
 - Academic Performance Standards & Academic Honors
 - Basic dual/joint degree info
 - Major Requirements
- **Plan early & often**
 - Schedule appt with an advisor for MBA planning minimally once/year
- **Be proactive if you have problems**
 - Learning Resource Center
 - Individual instruction & walk-in hours
 - Study strategies
 - Time management
 - Exam prep
- **Utilize Faculty office hours, TA's, Tutor@Wharton**

What questions do you have?

MBA Program Office – JMHH 300

lrudi@wharton.upenn.edu

mbaprogram@wharton.upenn.edu